

48 x 48 Electromechanical 6 min 12 h Part number 88226017



Relay output

- Mono-voltage
- 1 timed changeover and 1 instantaneous contact
- Elapsed time can be saved mechanically in the event of a break in supply
- Progress of cycle displayed
- Housing 48 x 48 mm
- Connection by screw-terminal base or 8-pin base

Part numbers

Type	Functions	Relay outputs	Delay	Voltages
88226017	6 min 12 h Multi-function 2 - 3 - 4	1 timed changeover 5 A1 instantaneous	12 tim- Max. fördröjning 6 min - 60 min - 12 tim- Skalgradering 6 s - 1 min - 12 min	42 to 48 V AC - 50 Hz

Specifications

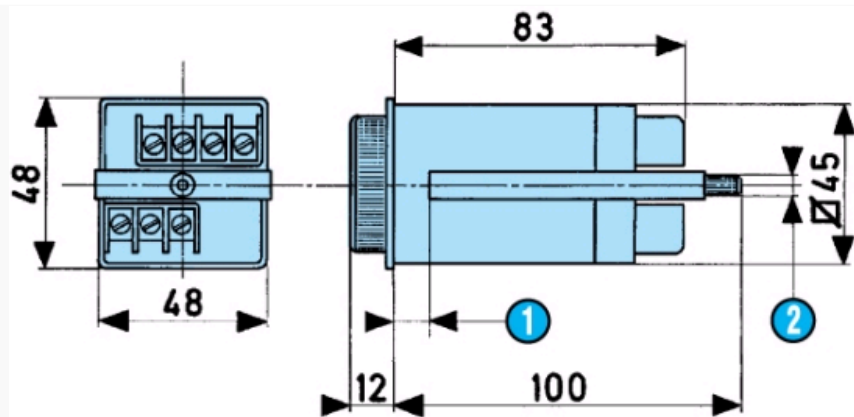
Precision limit error	± 2 % (± 5 %/6 s)
Repetition accuracy	± 1.5 % (± 4 %/6 s)
Selection precision	See "timing ranges" table for scale graduation
Reset time	0.20 s
Timed two-pole	1
Instantaneous single pole	1
Thermal rating	6,3 A
Rating (cos φ = 0.41) 10 ⁴ operations	5 A - 230 V
Absorbed power-motor	3 VA cos φ 0,8
Voltage variation at maximum temperature of 55 °C according to IEC 255 100	24 V +10 % - 42 V -15 % 48 V +10 % - 110 V -20 % 127 V 0 % - 220 V -20 % 240 V 0 %
Operating factor	100 %
Temperature limits use (°C)	-10→+55
Temperature limits stored (°C)	-20→70
Environmental protection Tropicalised to IEC 68-2-10	■
Vibration withstand on 3 axes (Veritas standard)	4 G - 55 Hz
Dielectric test voltage according to IEC 255 5 or VDE 0435	1000 V - Un ≤ 60 V 2000 V - Un > 60 V
Insulation according to standard VDE 0110 group C	380 V AC - 440 V DC
Protection Housing	IP 40
Degree of terminal protection	IP 10
Conformity to standards NFC 45250 - VDE 0110 - 0435 - 0660 or ICE 529	■
Connection : Screw/saddle	■
Terminal capacity Single-wire 1 or 2 leads Multi-wire	0,75 - 2,5 mm ²
Terminal capacity Multi-wire 1 or 2 leads	0,5 - 1 mm ²
Mounting : Base mounting on 8-pin socket	■
Weight (g)	185

Accessories

Accessories	Code
Solder tag connector 8-pin	25 622 301
8-pin connector base	25 622 128
Invertor for DC supply 24-48 V DC	84 861 501
Invertor for DC supply 110-127 V DC	84 861 503

Dimensions (mm)

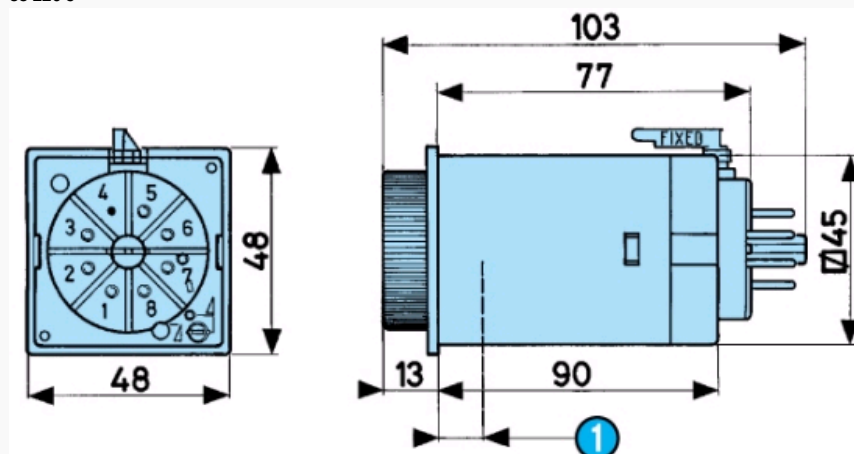
88 226 0



N°	Legend
①	Panel depth 10 mm max
②	M3 screw

Dimensions (mm)

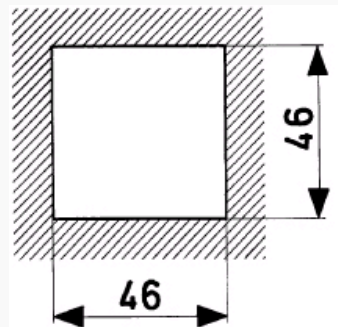
88 226 5



N°	Legend
①	Panel depth 10 mm max

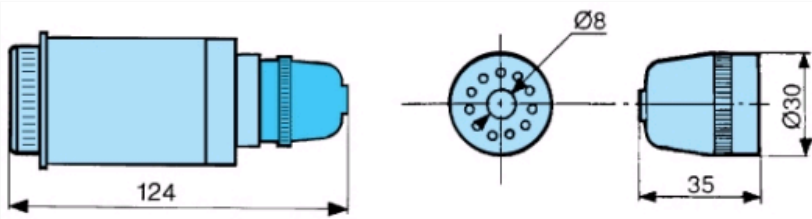
Dimensions (mm)

Panel cut-out



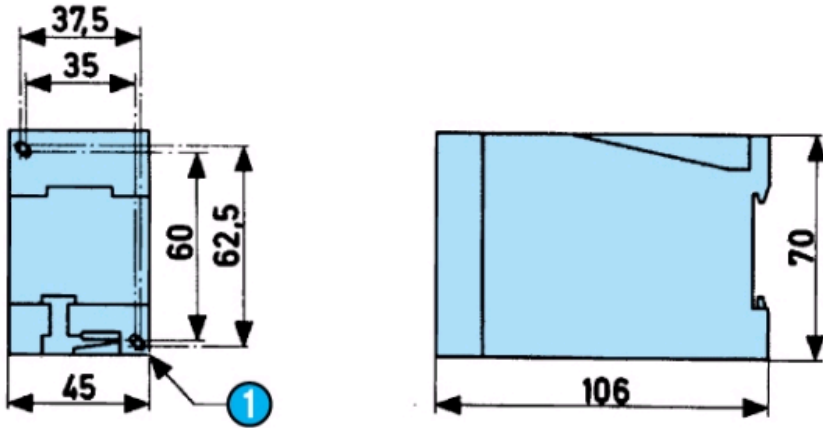
Dimensions (mm)

Solder tag connector
25 622 301 - 8-pin



Dimensions (mm)

Inverter for DC supply
 84 861 501 : 24 • 48 V DC
 84 861 503 : 110 • 127 V DC
 Weight 150 g

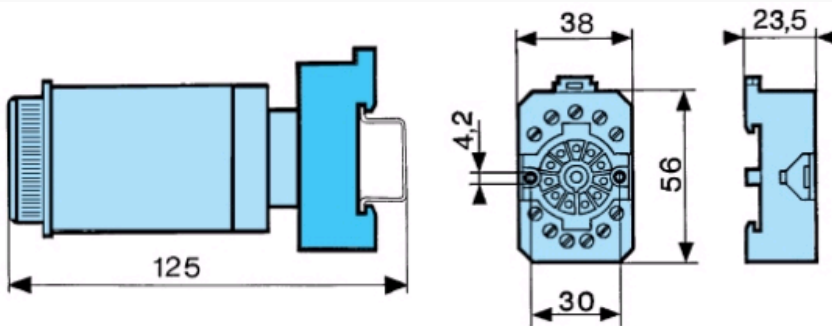


[48 V DC](#)
[84 861 503 : 110 • 127 V DC](#)
[Weight 150 g" class="link_produits.thickbox"> Zoom](#)

N°	Legend
1	Fixing holes ø 5

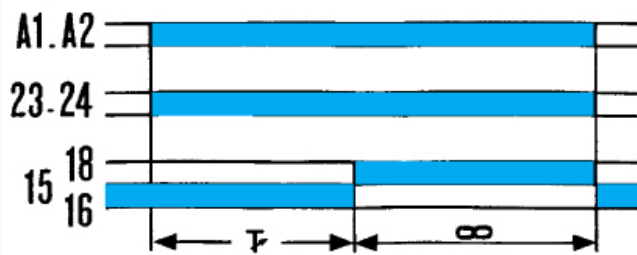
Dimensions (mm)

Screw terminal or connector socket
 26 622 128 - 8-pin



Curves

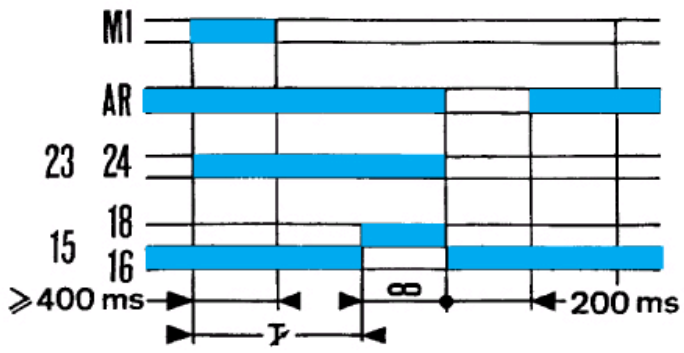
CO F2_TOP2000_N01



Function
 *** TRADUCTION MANQUANTE ***

Curves

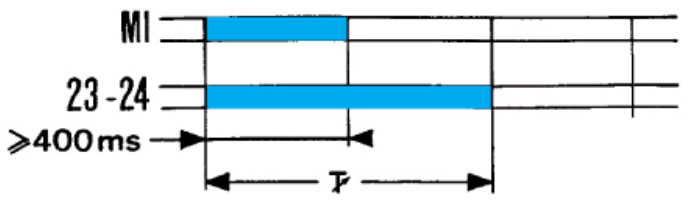
CO F3_TOP2000_N01



Function
 *** TRADUCTION MANQUANTE ***

Curves

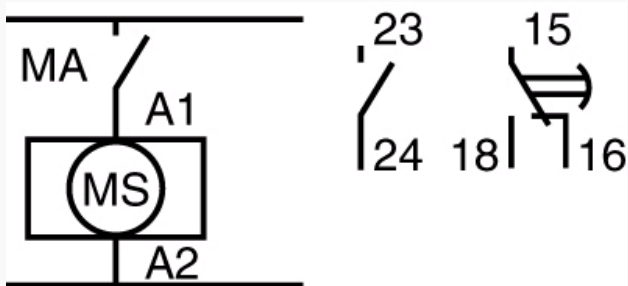
CO F4_TOP2000_N01



Function
 *** TRADUCTION MANQUANTE ***

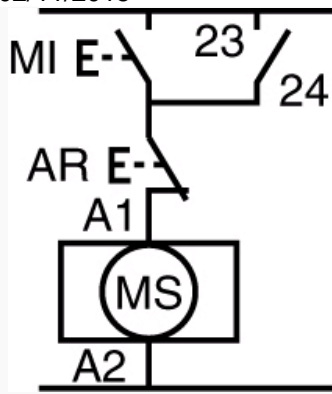
Connections

Function 2



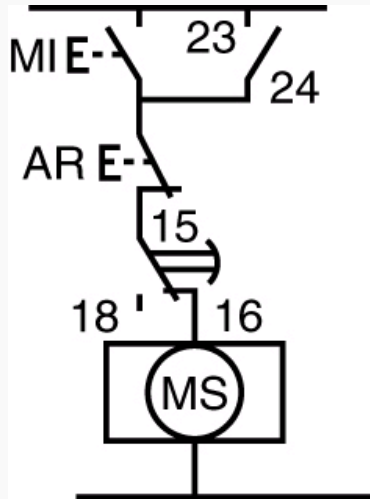
Connections

Function 3



Connections

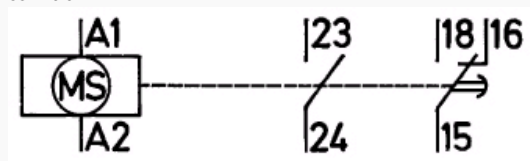
Function 4



Function 4 : On energisation, chance of contact bounce on instantaneous contact for 250 ms

Connections

88 226 0




Function 4 : On energisation, chance of contact bounce on instantaneous contact for 250 ms

N°	Legend
	Supply
	Timed contact
	Instantaneous contact

Connections

88 226 0

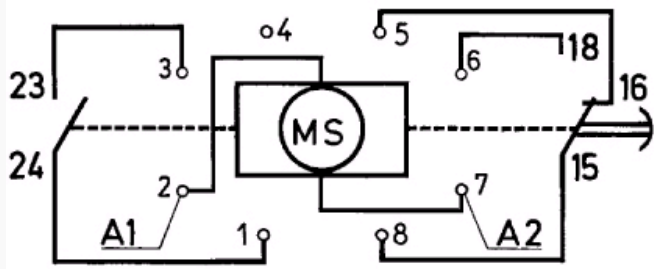


Function 4 : On energisation, chance of contact bounce on instantaneous contact for 250 ms

N° 2-3	Legend
	Supply
	Timed contact
	Instantaneous contact

Connections

88 226 5




Function 4 : On energisation, chance of contact bounce on instantaneous contact for 250 ms

N°	Legend
	Supply
	Timed contact
	Instantaneous contact


Connections

88 226 5



Function 4 : On energisation, chance of contact bounce on instantaneous contact for 250 ms

N°	Legend
2-7	Supply

	Timed contact
	Instantaneous contact